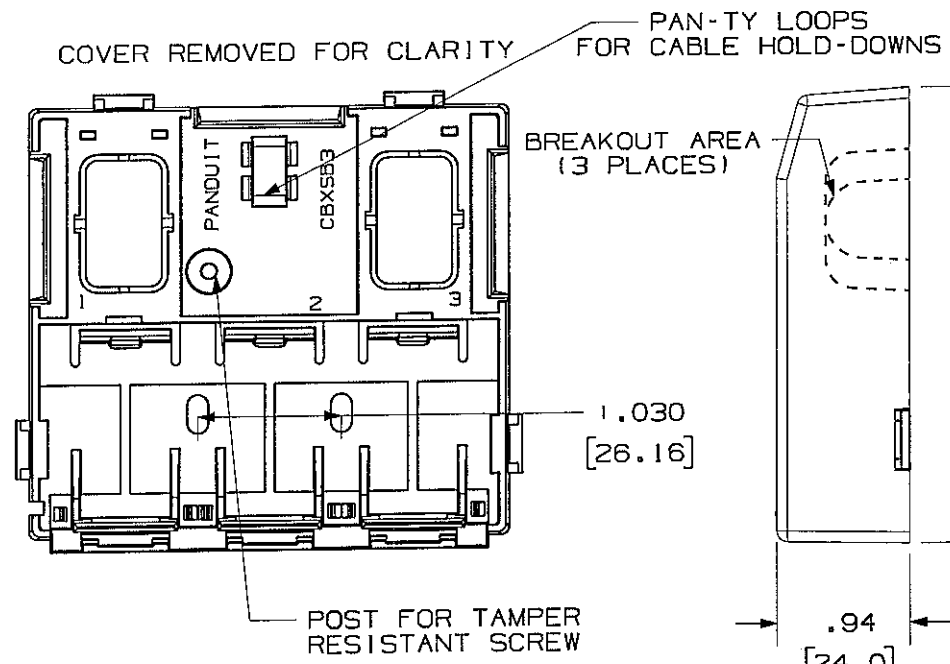
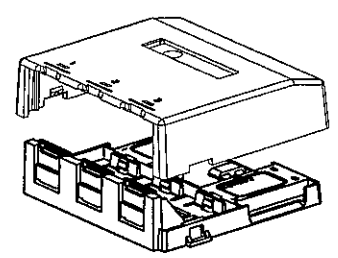
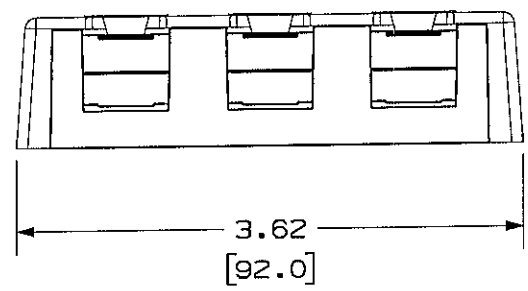


THIS COPY IS PROVIDED ON A RESTRICTED BASIS AND IS NOT TO BE USED IN ANY WAY DETRIMENTAL TO THE INTERESTS OF PANDUIT CORP.



PANDUIT P/N	WEIGHT
CBXS3***-AY	1.38 LB/10 PCS (624.2 g/10 PCS)

- NOTES:
- SEE CURRENT CATALOG FOR ADDITIONAL PART NUMBER SUFFIXES TO INDICATE COLOR AND OR PACKAGE QUANTITY.
  - SEE CATALOG FOR A COMPLETE LIST OF PARTS APPLICABLE FOR USE WITH THIS PART.
  - DIMENSIONS IN ( ) ARE IN METRIC.
  - BOX INCLUDES:
    - 1- BOX BASE
    - 1- BOX COVER
    - 2- PLT1.51-M PAN-TY™
    - 1- LABEL/ LABEL COVER
    - 2- MOUNTING SCREW
    - 1- MOUNTING SCREW (USED TO SECURE COVER TO BASE)
    - 2- STRIP OF 1.00" X .75" FOAM TAPE FOR MOUNTING
    - 1- STRIP OF 3.00" X .75" FOAM TAPE FOR MOUNTING
  - BASE HAS TWO POCKETS FOR OPTIONAL MAGNET (CSBM-X)
  - BREAKOUTS DESIGNED TO ACCEPT LD5/LDP5 RACEWAY. (DOES NOT ENTER BOX.)
  - BASE MATERIAL THICKNESS= .090( 2.29 ).



NO WARRANTY, EXPRESSED OR IMPLIED, IS MADE BY PANDUIT WITH RESPECT TO ADHESIVE BOND PERFORMANCE. AMONG OTHER THINGS, THE CONDITIONS UNDER WHICH THESE MOUNTS MAY BE APPLIED AND/OR THE SURFACE TO WHICH THEY MAY BE APPLIED ARE BEYOND PANDUIT'S CONTROL.

MODEL FILENAME	M01665AA_CBXS3_07.PRT	SIZE	A
DRAWING FILENAME	M02479ET_DC126_00A.PRT		

MINI-COM 3 POSITION SHUTTERED SURFACE MOUNT BOX CUSTOMER DRAWING

NETWORK SYSTEMS  
AUG 18 2006  
ENGINEERING DEPT

ALL DIMENSIONS ARE GIVEN IN INCHES, UNLESS OTHERWISE SPECIFIED.  
DIMENSIONAL TOLERANCES ARE:  
(.X) ± (.XXX) ± .010(.3)  
(.XX) ± .031(.8) ANGLES ±

I.I. NUMBER	N/A
PRODUCT SPEC	N/A
WORK INSTRUCTION	N/A
SCALE	NONE
PART NO.	CBXS3***-AY
DRAWING NO.	02479-126

REV	DATE	BY	CHK	DESCRIPTION	ECN	R	CUST	SUP	OTH
R	7-29-06	MDJr	MDJr	RELEASED TO PRODUCTION	02479-126				

DRAWN BY	MDJr
DATE	7-29-06
CHECK'D	MDJr
MATERIAL:	BOX: ABS DOORS: PC